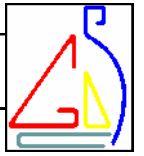


# GSC Class Event — Sailing Instructions



## 1. The event

- 1.1 This Open Meeting will be governed by The Racing Rules of Sailing currently in force (RRS), the prescriptions of the RYA, the ISAF and the relevant Class Association, except as any of these are modified by these instructions. The advertising category of the event shall be chosen by the Class Association.

## 2. Insurance

- 2.1 Insurance - all boats must have third party cover to at least the minimum recommended by the RYA . This shall be confirmed by signing the entry form.

## 3. Notices to competitors.

- 3.1 Notices - Notices, including start times, will be posted on the official notice-board at Race Control. Race Control will be the office at the side of the slipway.
- 3.2 Changes - Changes to these sailing instructions (including the race signaling) may be made by the Race Officer posting the changes on the notice board and raising Flag L.

## 4. Starts

- 4.1 Start line - the start line will be either :

- a) An imaginary line through transits on the shore ('the club line'). At the Race Officer's discretion, this line may be delimited by inner and/or outer limit marks. These limit marks will not necessarily be on the imaginary line.
- or b) An imaginary line between the committee boat mast (flying the Club burgee or a pennant) and a buoy outer limit mark. An inner limit mark may be placed between the Committee boat and the outer limit mark. Any boat sailing between this inner limit mark and the Committee boat after the warning flag may be disqualified from the race.

- 4.3 Starting signals using flags

**Warning signal** - the class flag will be hoisted along with one sound signal, 5 minutes before the start.

**Preparatory signal** - flag 'P' will be hoisted along with one sound signal, 4 minutes before the start.

**One-minute signal** - flag 'P' will both be lowered along with a sound signal, 1 minute before the start.

**Start signal** - the class flag will be lowered and a sound signal will be made at the start.

The Race Officer may use alternate flags to the preparatory, at 4-minutes and 1-minute, with meanings described in 12 - Alternate flags and use of club lights.

- 4.4 Alternate signals using club lights

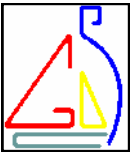
The Race Officer may use club lights to signal the warning and the start. See instructions at race control and summary in 12 - Alternate flags and use of club lights.

## 5. Finishing

- 5.1 Finishing line - the finish line will be either :

- a) 'The club line' (see 4.1a).
- or b) Between the flag mast of the committee boat bearing the Club burgee or a pennant and a nearby rounding mark. The direction of finishing will be from the previous mark. No boat shall inhibit the finishing of following boats. The penalty shall be disqualification.

- 5.2 Shortened course - the flag 'S' will be hoisted accompanied by two sound signals as the leading boat approaches the last mark before the finishing line. If the signal is made from Race Control, the race will finish on the Club line, as outlined in "finishing line, a)." If the signal is made from the Committee boat, the finish will be between the Committee boat and a mark of the course, as outlined in "finishing line, b)".



# GSC Class Event — Sailing Instructions

## 6. Course instructions

- 6.1 The course - the course will be displayed outside Race Control as a series of buoy or mark numbers. A green background will indicate starboard rounding, a red background, port rounding.
- 6.2 Mark rounding - helms must pass between the designated marks and the adjacent shore, leaving the mark to port or to starboard, as indicated on the course displayed at Race Control.
- 6.3 Out of bounds - helms must not sail within 10 metres of the small yellow marks by the dam overflow. These marks show the position of United Utilities metering equipment. Helms ignoring this instruction are liable to disqualification and will be charged for any damage caused.

## 7. Time limits

- 7.1 Abandonment - the race will be abandoned if the lead boat has not reached the first mark after one hour.
- 7.2 Race completion - if any boat fails to finish within half an hour of the lead boat finishing, it will be deemed to have retired.

## 8. Declarations

- 8.1 'Signing on' - competitors must sign-on on the declaration form at Race Control before entering their first race of the day. Either helm or crew may sign.
- 8.2 'Signing off' - competitors must sign-off within 15 minutes of completing each race. This signature is taken as a declaration that they have completed the course in accordance with these sailing instructions.
- 8.3 Retiring - competitors who retire from a race must write RTD on the declaration form.

## 9. Protests

Protests must be written on the protest forms available at Race Control. Protests must be lodged with the Race Officer not more than 15 minutes after the last boat finishing the race within the time limit.

## 10. Scoring

- 10.1 Points awarded - the Low Point Scoring System will be used as described in RRS Appendix A.

i.e. each boat that both starts and finishes a race will score points according to the race order:

First, 1 point: second, 2 points: third, 3 points, etc.

All other boats will be scored points equal to the declared entry in the meeting plus one point.

The declared entry will be set by the OD by the start of the second race.

- 10.2 Discards

6 or more races	two discards
3 to 5 races	one discard
1 or 2 races	no discard

- 10.3 Ties - will be decided as described in RRS Appendix A8.

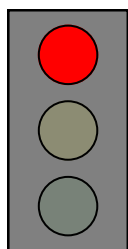
## 11. Safety

Personal buoyancy must be worn at all times when afloat.

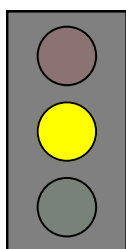
It is the sole responsibility of each competitor to decide whether they are capable of mastering the prevailing or forecast conditions. Nothing in these sailing instructions limits or reduces an owner's or competitor's complete responsibility for their own safety or that of their crew or boat or for the management of their boat.

## 12. Alternate flags and use of club lights.


12.1 The Race Officer may use club lights to signal the warning and the start, as shown below




-5




-4



-1



Go



General recall

\* see notes below



12.2 Other flags, or none, may be raised at the 4-minute signal, with the following meanings:

Boats in the triangle between the 1-minute signal and the start time:

Preparatory flag (P) or none

Preparatory flag (I)

Preparatory flag (Z)

Preparatory flag (black)


No penalty

Round the ends rule



10% time penalty

Disqualification

Z



P



I



## Glossop Sailing Club Open

Date :  / /

Class : \_\_\_\_\_

Sail number : \_\_\_\_\_

Boat name : \_\_\_\_\_

Club : \_\_\_\_\_

Helm : \_\_\_\_\_

Helm's Address : \_\_\_\_\_

Crew : \_\_\_\_\_

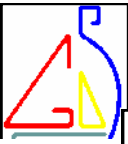
\_\_\_\_\_

### Declaration

I have paid the entry fee and I agree to be bound by the ISAF and RYA rules and by the sailing instructions of the Glossop Sailing Club (GSC). I agree to be bound by the rules of the relevant class association. I have a valid certificate of insurance for a minimum of **£3,000,000** third party liability.

I understand that no boat is allowed onto the club premises unless fully insured and that the safety of the boat is the sole and inescapable responsibility of the owner/competitor. I understand that the establishment of any sailing or other instructions in no way limits the complete and unlimited responsibility of the owner/competitor.

Signed: \_\_\_\_\_



# GSC Class Event — Sailing Instructions

## Torside Reservoir racing marks 2015

